

## Online Appendix

**Online Table 1:** Comparison of infant characteristics at birth, 3-months and 12-months between those in whom maternal GDM was treated with lifestyle modification (n=116) and those in whom maternal GDM was treated with lifestyle + insulin (n=54) (there were 5 women in whom treatment regimen for GDM was not available).

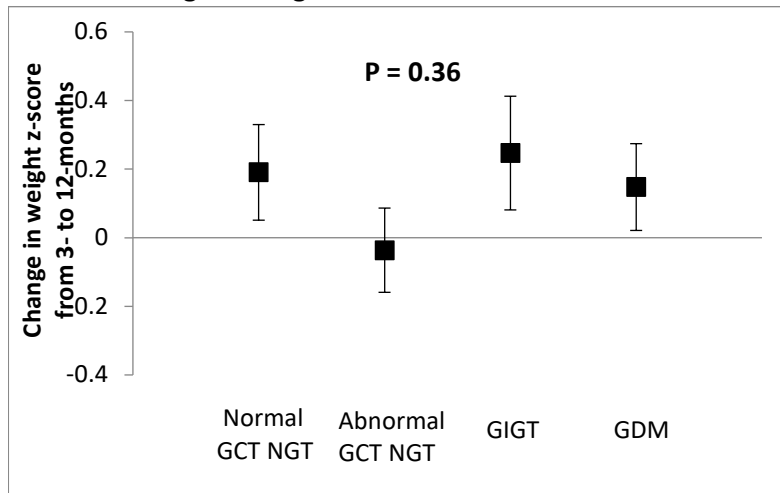
**Online Figure 1:** Mean adjusted (A) change in weight Z-score from 3- to 12-months, (B) change in length Z-score from 3- to 12-months, (C) change in weight-for-length (WFL) Z-score from 3-to 12-months, and (D) change in BMI Z-score from 3- to 12-months by maternal gestational tolerance group, adjusted for maternal/paternal ethnicity, and duration of exclusive breastfeeding (WFL Z-score is additionally adjusted for age).

**Online Table 1:** Comparison of infant characteristics at birth, 3-months and 12-months between those in whom maternal GDM was treated with lifestyle modification (n=116) and those in whom maternal GDM was treated with lifestyle + insulin (n=54) (there were 5 women in whom treatment regimen for GDM was not available).

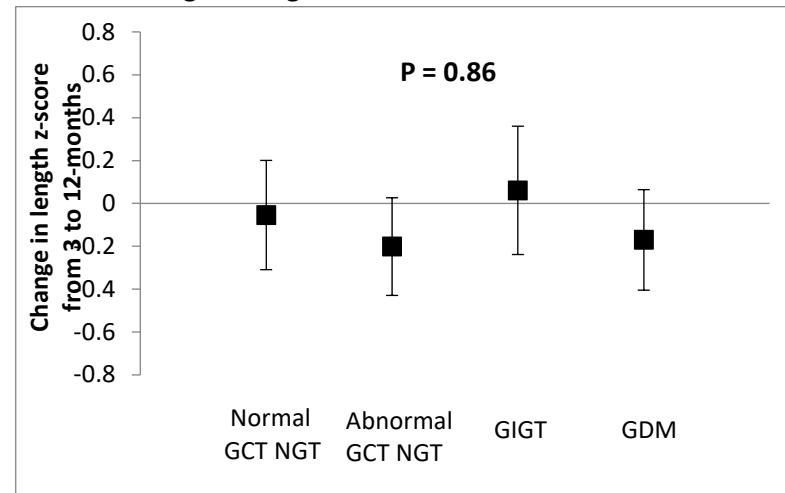
	<b>Lifestyle Only (n=116)</b>	<b>Lifestyle and Insulin (n=54)</b>	<b>p</b>
<b><u>At Birth</u></b>			
Birthweight (g)	3259.6 ± 455.9	3297.3 ± 401.4	0.60
Macrosomia n(%)	4 (3.4)	3 (5.6)	0.68
<b><u>At 3-months</u></b>			
Skinfold thickness:			
Triceps (mm)	10.1 ± 1.8	10.3 ± 1.8	0.54
Biceps (mm)	7.1 ± 1.8	7.1 ± 1.5	0.83
Subscapular (mm)	7.3 ± 1.5	7.5 ± 1.4	0.31
Suprailiac (mm)	7.5 ± 1.8	7.6 ± 1.7	0.84
Sum of skinfolds (mm)	32.1 ± 5.2	32.5 ± 4.7	0.61
Abdominal circumference (cm)	41.0 ± 3.0	40.5 ± 2.8	0.32
Length (cm)	61.0 ± 3.4	60.9 ± 2.7	0.89
Length Z-score	-0.2 ± 1.5	-0.3 ± 1.4	0.77
Weight (kg)	6.3 ± 0.8	6.3 ± 0.9	0.72
Weight Z-score	-0.1 ± 1.1	-0.03 ± 1.1	0.73
Weight-for-length Z-score	0.2 ± 1.2	0.3 ± 0.8	0.59
BMI (kg/m <sup>2</sup> )	16.8 ± 1.6	17.0 ± 1.4	0.54
BMI Z-score	0.02 ± 1.1	0.2 ± 0.9	0.42
<b><u>At 12-months</u></b>			
Skinfold thickness:			
Triceps (mm)	10.3 ± 1.8	9.5 ± 2.3	0.06
Biceps (mm)	6.2 ± 1.7	6.8 ± 1.8	0.15
Subscapular (mm)	6.7 ± 1.7	7.1 ± 1.6	0.33
Suprailiac (mm)	5.6 ± 1.5	5.6 ± 1.7	0.85
Sum of skinfolds (mm)	27.6 ± 7.1	28.8 ± 5.2	0.41
Abdominal circumference (cm)	45.0 ± 4.2	43.6 ± 3.3	0.11
Length (cm)	75.1 ± 3.9	75.5 ± 3.7	0.63
Length Z-score	-0.2 ± 2.4	-0.1 ± 1.2	0.78
Weight (kg)	9.9 ± 1.6	9.5 ± 1.0	0.29
Weight Z-score	0.3 ± 1.2	-0.1 ± 0.9	0.08
Weight-for-length Z-score	0.4 ± 1.1	0.1 ± 0.9	0.11
BMI (kg/m <sup>2</sup> )	17.2 ± 1.8	16.7 ± 1.3	0.14
BMI Z-score	0.4 ± 1.1	0.1 ± 1.0	0.17

**Online Figure 1:** Mean adjusted (A) change in weight Z-score from 3- to 12-months, (B) change in length Z-score from 3- to 12-months, (C) change in weight-for-length (WFL) Z-score from 3-to 12-months, and (D) change in BMI Z-score from 3- to 12-months by maternal gestational tolerance group, adjusted for maternal/paternal ethnicity, and duration of exclusive breastfeeding (WFL Z-score is additionally adjusted for age).

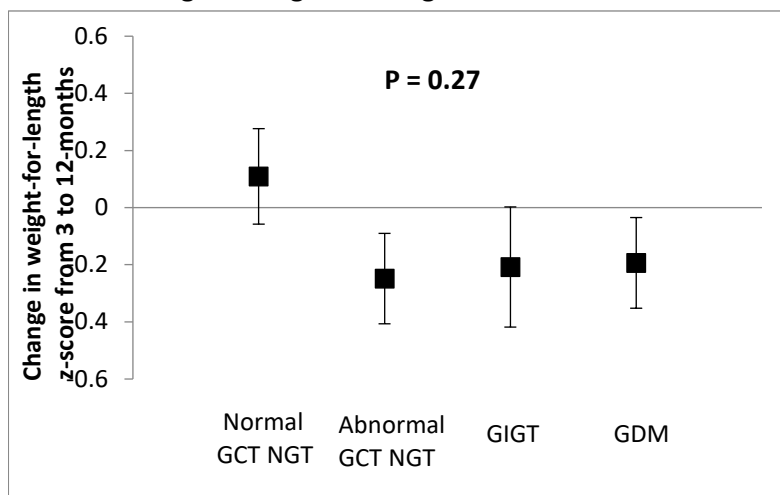
**Panel A: Change in weight Z-score from 3- to 12-months**



**Panel B: Change in length Z-score from 3- to 12-months**



**Panel C: Change in weight-for-length Z-score from 3- to 12-months**



**Panel D: Change in BMI Z-score from 3- to 12-months**

